

## 3580 Series Cylinder Mortise Locks

### 3582 Short Backset Vestibule Locks

Various latching functions operated generally by key or handle outside and by turnknob, key or handle inside.

These locks comply with building regulations for single-action escape doors.

For ease of selection specify primary lock ie, 3582SC. This lock can then be easily adapted to suit function required.

#### Application

Shop front entrance, stairway, emergency egress door, air lock doors.

#### Features & Specifications

##### Bolt

Deadlatch only.

##### Keying

Can be keyed alike, master keyed, grand master keyed, maison keyed or construction keyed in Lockwood security keying systems.

#### Standard Finishes

Bright Chrome	CP
Satin Chrome	SC
Florentine Bronze	FB
Polished Brass	PB

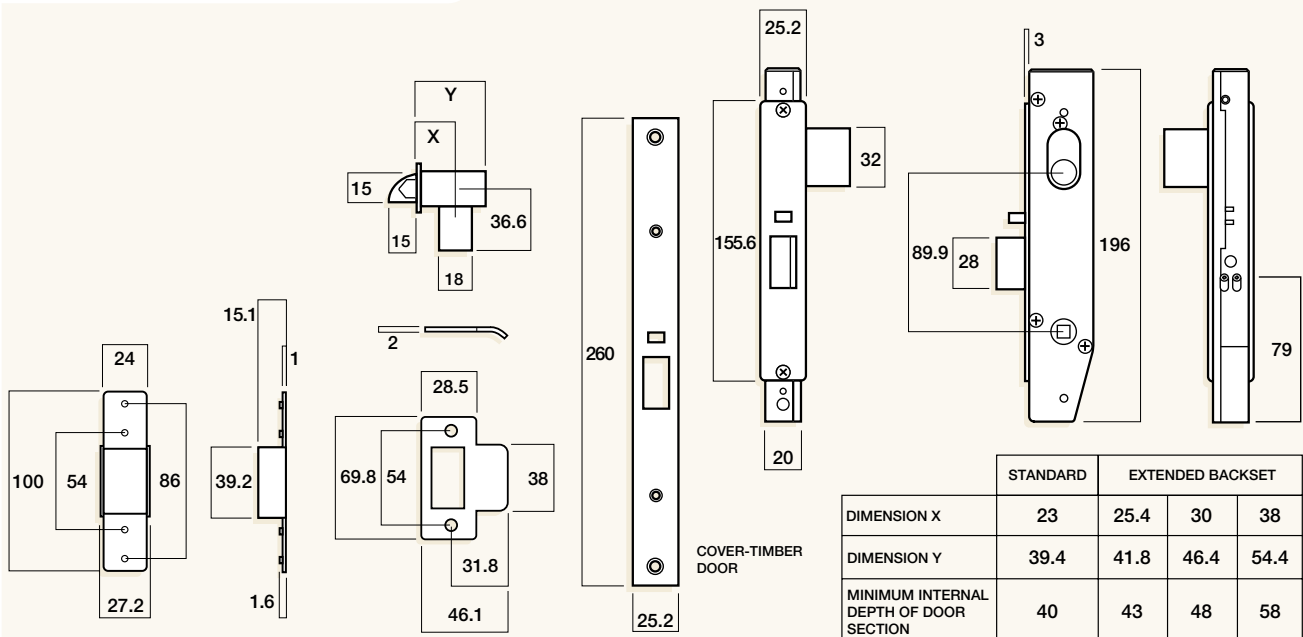
Other finishes on application.

#### Ordering Procedure

Refer page 5.



#### Dimensions



## 3580 Series Cylinder Mortice Locks

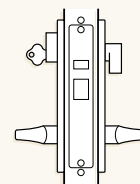
### 3582 Short Backset Vestibule Locks

#### Vestibule Set

Cylinder and turnknob. Reversible.

Metal Doors	Right Hand	3582XTR
	Left Hand	3582XTL
Timber Doors	Right Hand	3592XTR
	Left Hand	3592XTL

**Outside:** Opened by key at all times.  
Opened by handle except when handle is made inoperative by turnknob from inside.  
**Inside:** Opened by handle at all times.  
Turnknob locks or unlocks outside handle.

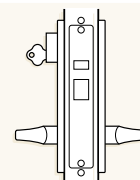


#### Storeroom Locking Latch

Cylinder outside. Reversible.

Metal Doors	Right Hand	3582X-R
	Left Hand	3582X-L
Timber Doors	Right Hand	3592X-R
	Left Hand	3592X-L

**Outside:** Opened by key. Handle is always rigid.  
**Inside:** Opened by handle at all times.

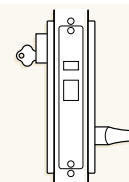


#### Single Action Escape Latch

Cylinder outside. Reversible.

Metal Doors	Right Hand	3582X-R
	Left Hand	3582X-L
Timber Doors	Right Hand	3592X-R
	Left Hand	3592X-L

**Outside:** Opened by key.  
**Inside:** Opened by handle at all times.

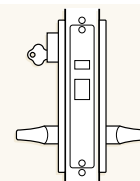


#### Classroom & Office Locking Latch

Cylinder outside. Reversible.

Metal Doors	Right Hand	3582Z-R
	Left Hand	3582Z-L
Timber Doors	Right Hand	3592Z-R
	Left Hand	3592Z-L

**Outside:** Opened by handle except when handle is made inoperative by key from outside. Key locks or unlocks outside handle.  
**Inside:** Opened by handle at all times.

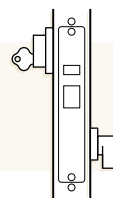


#### Exterior Deadlatch (Complete Unit)

Cylinder and turnknob with key hold-back.

Right Hand	3582-1RSC
Left Hand	3582-1LSC

**Outside:** Opened by key.  
**Inside:** Opened by turn snib at all times.

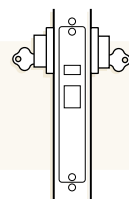


#### Exterior & Exit Door Lock (Complete Unit)

Double cylinder deadlatch with key hold-back.

Right Hand	3582-3RSC
Left Hand	3582-3LSC

**Outside:** Opened by key.  
**Inside:** Opened by key.

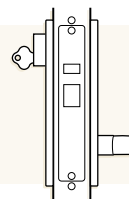


#### Single Action Escape Latch (Complete Unit)

Cylinder and exit handle with key hold-back.

External plate, internal plate included.	
Right Hand	3582-5RSC
Left Hand	3582-5LSC

External/internal plates included.  
**Outside:** Opened by key.  
**Inside:** Opened by handle at all times.



#### Anti-Lockout Primary Lock NF NEW FEATURE

Metal Doors	3582-ASC
Timber Doors	3592-ASC

For use on entry, toilet and patio doors where anti-lockout is required. Add cylinder or turnsnibs as required.

