

3540 Series Short Backset Mortice Locks

Lockwood's comprehensive range of Short Backset Cylinder Mortice Locksets offer a selection of lock functions ideally suited for narrow stile hinged and sliding doors.

Typical installations are glazed architectural and commercial stiles where conventional locksets with longer backsets are unsuitable.



3540 Series Cylinder Mortice Deadlocks with 22mm bolt

Locksets incorporating a swinging deadbolt action suitable for hinged and some sliding doors.

Features include unique 360° key rotation, positive deadlocking action and sintered stainless steel bolt.



3542 Series Cylinder Mortice Deadlocks with 35mm bolt

Swing door deadlocks combining the quality features of the 3540 series with a 35 mm deadbolt for deeper stiles and improved security.

*Note: not suitable for sliding doors



3541 Series Cylinder Mortice Deadlocks with 28mm hook bolt

Sliding and swing door deadlocks combining the quality features of the 3540 Series with a hooked deadbolt to engage and lock into a dead latching or security strike when the bolt is in the thrown position.

The bolt is operated by key, turnknob or lever. 30 mm backset version is also available.

3540 Series Short Backset Mortice Locks

3540 Short Backset Mortice Deadlocks

Short backset, swinging-bolt deadlocks suitable for narrow stile hinged doors.

Positive action deadbolt locked or unlocked by either key, turnknob, escape turn or handle.

Suitable for sliding doors where lock can be mounted to door jamb and deadbolt engages strike mounted to face of door.

Features & Specifications

Materials

High quality zinc alloy case.

Brass turnknobs and cylinder escutcheons.

Zinc die cast levers.

Backset

23 mm.

Bolt

Sintered stainless steel.

Door Thickness

Suits hollow stile door sections with 28 mm internal width and 58 mm maximum external width.

Timber Doors: 32 to 58 mm

For Lever SP3540-L1 the maximum external stile width is 50 mm.

Cylinder

5 pin tumbler mechanism.

Brass cylinders and brass barrels.

Standard Finish

Satin Chrome

SC

Other finishes available on application.

Keying

Standard keying

Supplied individually keyed with two keys per lock.

78,000 key combinations.

Key blank KB2015P.

Special keying

Can be keyed alike, master keyed, grand master keyed, Maison Keyed or construction keyed in Lockwood security keying systems.

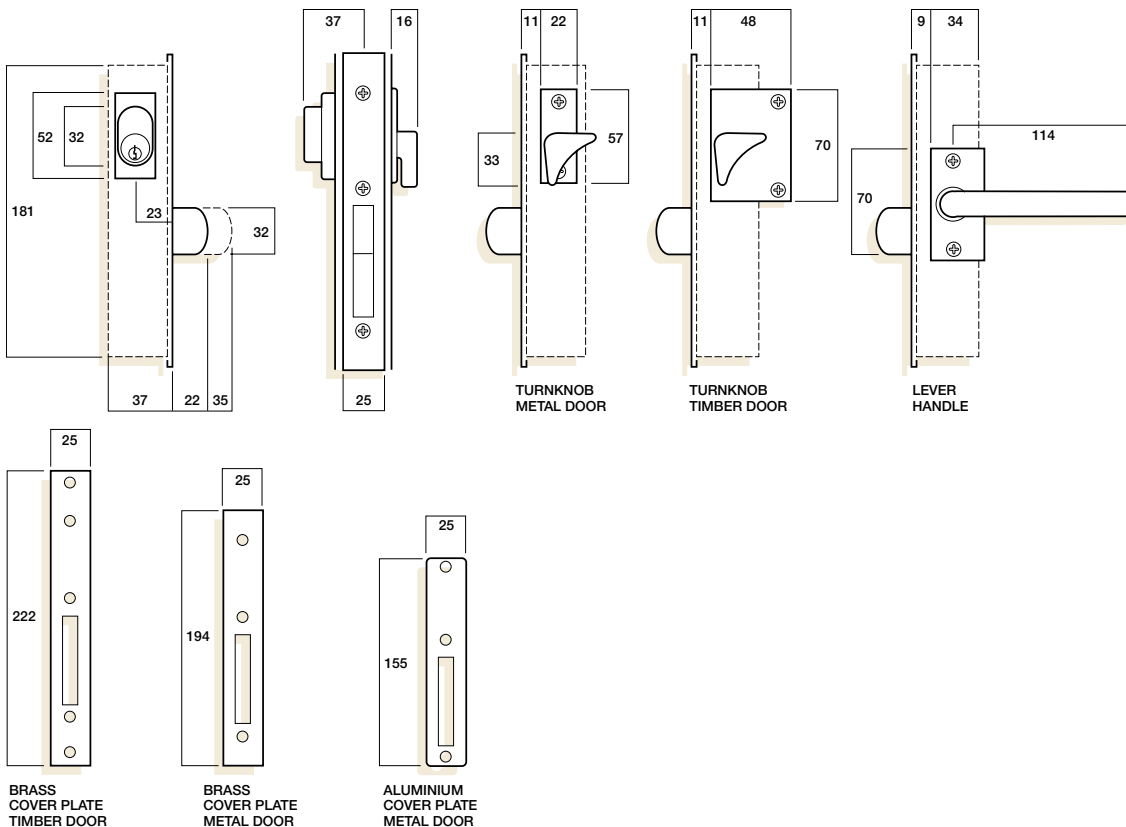
Ordering procedure

Refer to page 5.

Accessories

As there is a large variety of turnknobs and levers available, please refer to the Accessories Matrix on page 14.

Cylinder escutcheons are supplied in complete locksets but not primary locks.

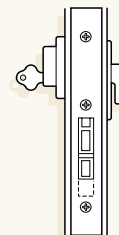


3540 Series Short Backset Mortice Locks

3540 Short Backset Mortice Deadlocks

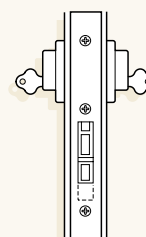
Cylinder and Turnknob

Reversible.	22 mm bolt projection	
Outside – locked or unlocked by key.	Fabricator pack	3540RT4
Inside – locked or unlocked by turnknob/lever.	Brass coverplate for metal door	3640RT2
	Brass coverplate for timber door	3740RT3



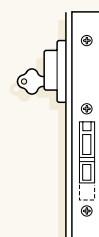
Double Cylinder

Reversible.	22 mm bolt projection	
Recommended for glass doors.	Fabricator pack	3540RR
Outside – locked or unlocked by key.	Brass coverplate for metal door	3640RR
Inside – locked or unlocked by key.	Brass coverplate for timber door	3740RR



Single cylinder

Reversible.	22 mm bolt projection	
Suitable for glass doors.	Fabricator pack	3540R-
Lockset may be installed with cylinder either outside or inside.	Brass coverplate for metal door	3640R-
Outside/inside – locked or unlocked by key.	Brass coverplate for timber door	3740R-



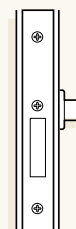
Single Turnknob

Reversible.	22 mm bolt projection	
Lockset may be installed with turnknob either outside or inside.	Fabricator Pack	3540-T4
Outside/inside – locked or unlocked by turnknob/lever.	Brass coverplate for metal door	3640-T2
	Brass coverplate for timber door	3740-T3



3540 Primary Lock

Reversible.	22 mm bolt projection	
Primary lock can be adapted to suit any function with the addition of appropriate cylinders and turns.	Reversible 22 mm bolt fabricator pack	3540
Refer to page 14 for accessory options.	Reversible 22 mm bolt metal	3640
	Reversible 22 mm bolt timber	3740



Anti-lockout Deadlock

Outside – opened by key.	Reversible 22 mm bolt fabricator pack	3540RE
Inside – opened by turnsnib at all times, but cannot lock with turnsnib*.	Reversible 22 mm bolt metal	3640RE
*Lever/Turnsnib ordered separately.	Reversible 22 mm bolt timber	3740RE
Refer to page 14 for accessory options.		

